



Prolonged Heat Wave Continues

June 22, 2025
5:23 AM

Extreme Heat Warning in effect through Tuesday

Key Messages

- **Extreme Heat Warning** in effect through Tuesday.
 - ◆ Peak heat indices of 100-105 degrees expected each day.
 - ◆ Little/no relief overnight with near-record warm overnight lows in the mid 70s.
 - ◆ Minor relief possible by Wed, but it will still be hot and the heat warning may need to be extended for part of the area.
 - ◆ **Cumulative effects of long-duration heat will cause significant impacts, especially since it is the first heat wave of the season.** Check on those who may be vulnerable to heat. Watch for signs of heat related illnesses!
- A few strong storms possible Tuesday evening.

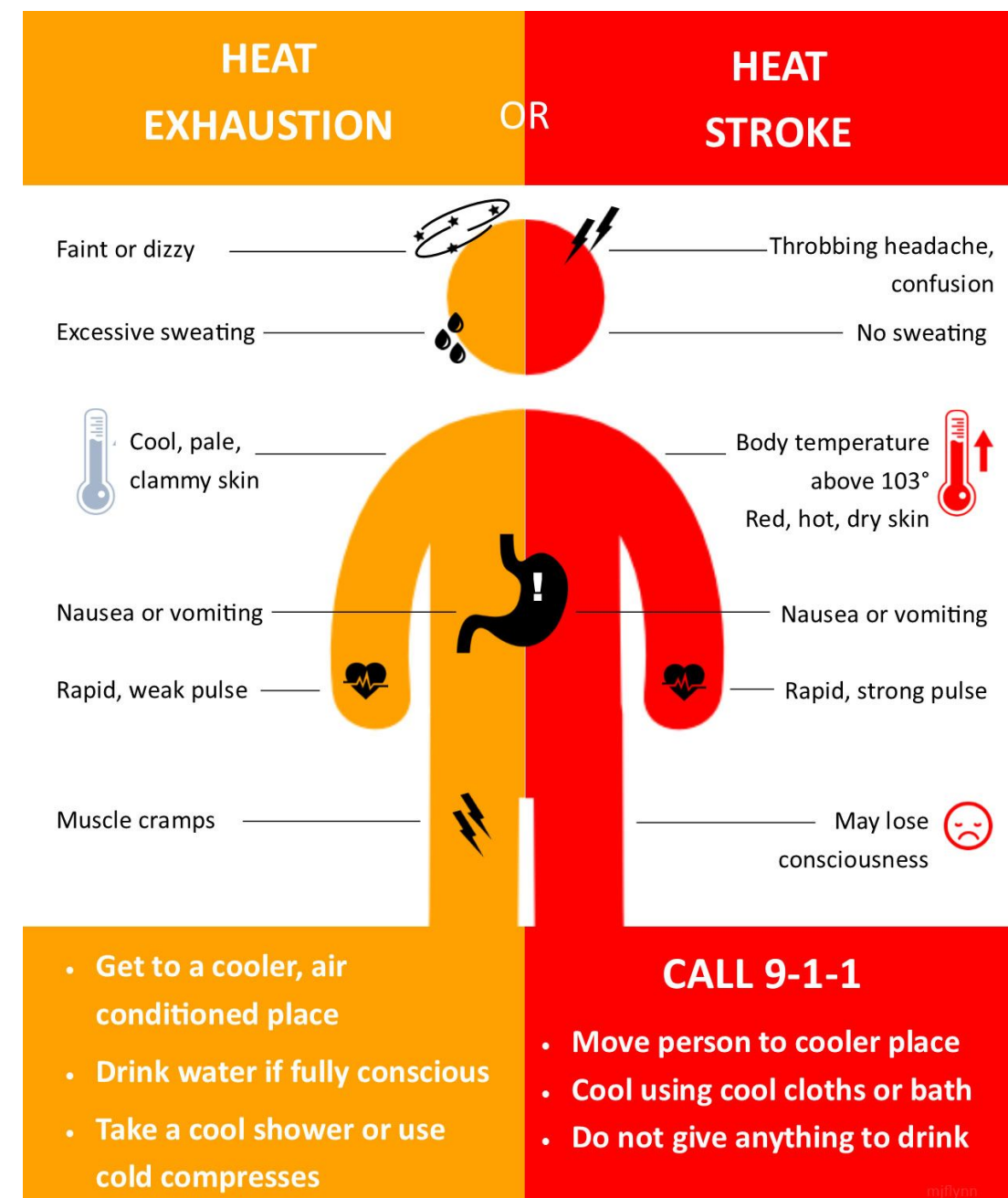
NEW

Important Updates

- Extreme Heat Watch upgraded to a warning.

Next Scheduled Briefing

- Monday morning, unless the forecast changes substantially.



National Oceanic and
Atmospheric Administration
U.S. Department of Commerce

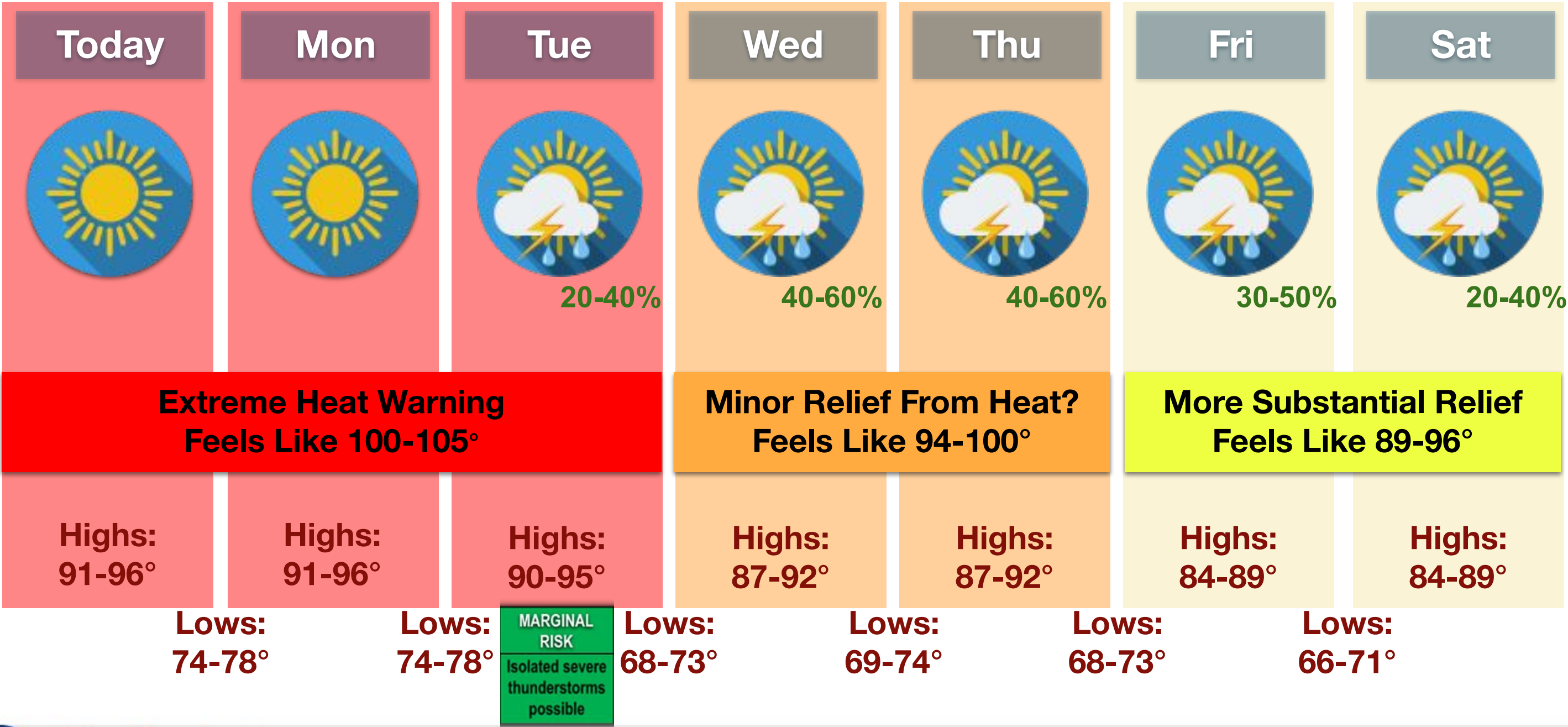
National Weather Service
Northern Indiana



Prolonged Heat Wave Continues

June 22, 2025
5:23 AM

7-Day Outlook





Prolonged Heat Wave Continues

June 22, 2025
5:23 AM

Forecast Daily High Temperatures and Peak Heat Indices

Maximum Temperature Forecast (°F)															
	6/22 Sun			6/23 Mon				6/24 Tue				6/25 Wed			
	6am	12pm	6pm	12am	6am	12pm	6pm	12am	6am	12pm	6pm	12am	6am	12pm	6pm
Angola	85	92	91	79	87	94	92	80	86	90	88	76	79	87	86
Benton Harbor	83	89	88	80	82	88	87	79	78	80	77	68	78	84	83
Bryan	86	94	93	81	88	95	94	81	87	92	90	78	80	89	88
Defiance	86	94	93	82	89	96	95	82	88	93	91	78	82	90	89
Elkhart	87	93	92	83	88	95	94	83	88	92	88	76	82	89	88
Fort Wayne	86	94	93	81	88	95	93	80	88	92	91	78	82	90	89
Goshen	86	93	92	81	88	95	93	82	87	91	89	77	81	89	88
Hillsdale	86	92	91	80	87	95	93	80	86	90	88	76	79	86	85
La Porte	86	93	92	83	87	94	93	81	85	88	84	71	80	88	87
Lima	87	94	93	82	89	95	94	82	88	93	92	80	84	91	90
Logansport	87	92	91	81	88	94	93	82	88	92	90	78	84	91	90
Marion	86	92	91	80	87	93	92	80	87	92	91	79	84	91	90
Michigan City	84	90	89	83	82	90	88	80	81	82	77	70	78	84	83
Portland	86	93	92	81	88	94	93	80	87	92	91	79	84	91	90
South Bend	88	94	93	84	88	96	95	83	87	91	88	76	82	90	89
Three Rivers	86	93	92	81	87	95	93	81	87	91	88	76	80	88	87
Warsaw	87	92	91	82	87	94	93	81	87	91	89	78	82	89	88
Wauseon	86	94	93	81	88	95	94	81	88	92	90	77	80	89	87
Winamac	87	92	91	82	88	94	93	82	88	91	88	77	83	90	89



Maximum Temperature Forecast (°F)

Created: 5 am EDT Sun 6/22/2025 | Values are maximums over the period beginning at the time shown.

Maximum Heat Index Forecast (°F)															
	6/22			6/23				6/24				6/25			
	Sun			Mon				Tue				Wed			
	6am	12pm	6pm	12am	6am	12pm	6pm	12am	6am	12pm	6pm	12am	6am	12pm	6pm
Angola	93	100	99	79	94	99	97	83	92	97	95	76	79	94	93
Benton Harbor	88	94	93	83	85	92	91	79	78	83	77	68	78	88	87
Bryan	94	103	101	85	96	101	99	84	94	99	96	78	83	96	95
Defiance	93	103	101	86	97	101	100	85	94	100	97	78	86	98	96
Elkhart	95	100	99	88	94	100	98	87	94	99	94	76	86	96	95
Fort Wayne	94	101	100	85	95	100	97	83	95	99	97	78	87	98	96
Goshen	94	101	100	85	95	100	97	85	94	99	96	77	85	96	95
Hillsdale	93	100	99	83	94	100	98	83	92	96	94	76	79	92	91
La Porte	93	100	97	87	92	98	96	83	90	94	87	71	83	93	92
Lima	94	101	100	86	96	101	99	85	94	100	97	83	90	98	96
Logansport	95	102	99	85	96	101	98	86	96	100	96	78	90	99	98
Marion	95	102	100	84	94	101	98	83	94	100	98	79	90	99	98
Michigan City	90	96	94	87	86	95	92	82	85	86	77	70	78	89	88
Portland	92	99	98	85	94	99	97	83	93	96	95	79	88	97	96
South Bend	97	101	99	89	93	100	99	86	93	98	93	76	86	98	96
Three Rivers	94	101	99	85	93	100	97	84	93	98	95	76	83	95	93
Warsaw	95	101	98	86	94	99	97	85	94	98	94	78	87	96	95
Wauseon	93	102	101	85	95	100	99	84	94	98	95	77	83	95	93
Winamac	95	100	97	86	94	98	96	85	94	97	92	77	88	96	94



Maximum Heat Index Forecast (°F)

Created: 5 am EDT Sun 6/22/2025 | Values are maximums over the period beginning at the time shown.

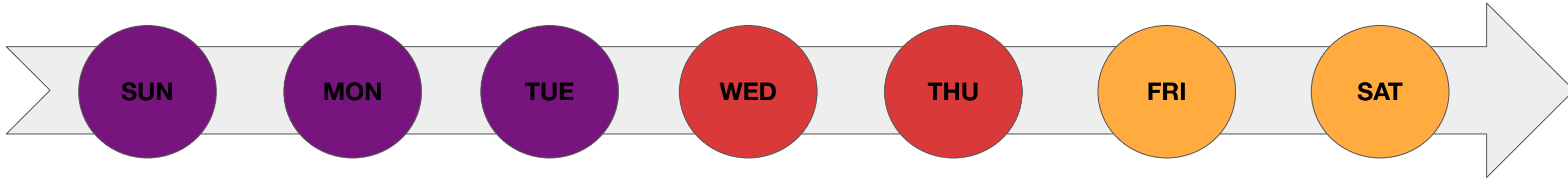




Prolonged Heat Wave Continues

June 22, 2025
5:23 AM

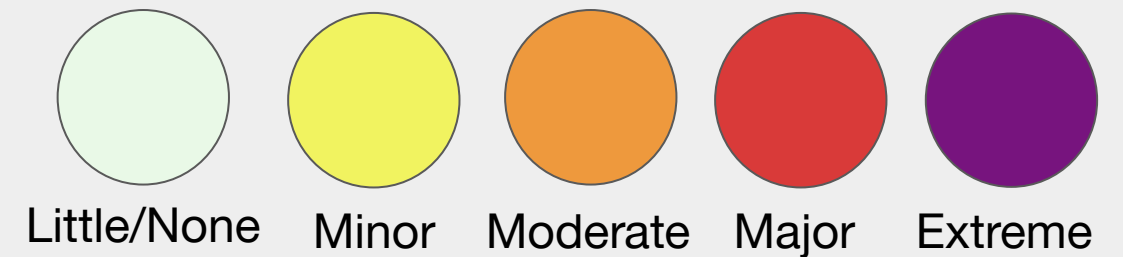
Maximum Expected Heat Risk Each Day



Major to **Extreme** heat impacts are expected over the next several days. Warm overnight lows won't allow for relief from the heat/humidity at night. Lower confidence in temperature and humidity forecast Wed-Thu due to potential showers and storms. However, cumulative impacts will likely continue regardless of exact heat index values.

<https://www.wpc.ncep.noaa.gov/heatrisk/>

Heat
Risk
Legend



NWS HeatRisk: Know what heat will mean for you

Category	Risk of Heat-Related Impacts
0 - Green	Little or no risk from expected heat.
1 - Yellow	MINOR - Primarily affects individuals extremely sensitive to heat, especially when outdoors without effective cooling and/or adequate hydration.
2 - Orange	MODERATE - Affects most individuals sensitive to heat, especially those without effective cooling and/or adequate hydration. Impacts possible in some health systems and in heat-sensitive industries.
3 - Red	MAJOR - Affects anyone without effective cooling and/or adequate hydration. Impacts likely in some health systems, heat-sensitive industries, and infrastructure.
4 - Magenta	EXTREME - Rare and/or long duration extreme heat with little to no overnight relief. Affects anyone without effective cooling and/or adequate hydration. Impacts likely in most health systems, heat-sensitive industries, and infrastructure.

Staying Safe in the Heat

- ☀ Limit Outdoor Activities
- ☀ Drink Plenty of Water
- ☀ Avoid Alcohol
- ☀ Wear Light Clothing
- ☀ Wear Sunscreen
- ☀ Work Outdoors Early or Very Late in the Day



weather.gov/heat